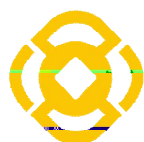




2015



财通证券股份有限公司
CAITONG SECURITIES CO., LTD.



..... **6**

..... 6

..... 6

..... 10

..... 12

..... 12

..... **14**

..... 14

..... 14

..... 15

..... **17**

..... 17

..... 18

..... 18

..... 18

..... 25

..... 31

..... 32

..... 32

..... 37

..... **44**

..... 44

..... 44

..... 44

..... 44

..... 44

..... **46**

..... 46

.....46

.....53

.....55

.....56

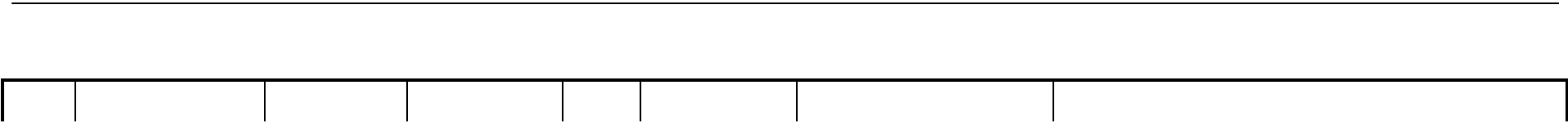
.....**58**

.....58

.....58

.....62

.....**63**



1

	2014		2013		2012	
	684,410.95	100.00%	747,774.14	100%	608,675.03	100%

2012			
	/		

2

3

2014			

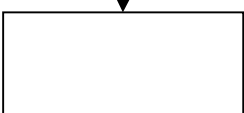
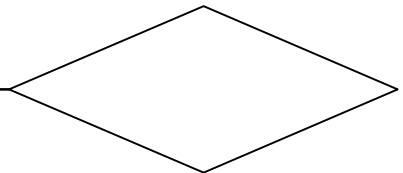

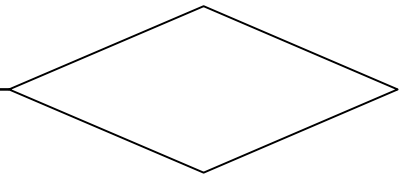
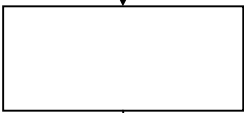
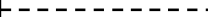
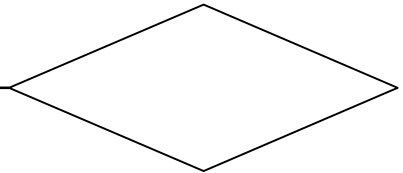
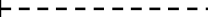
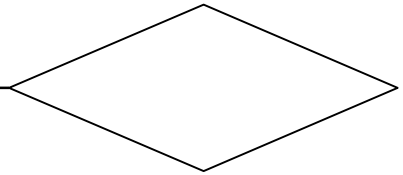

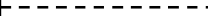
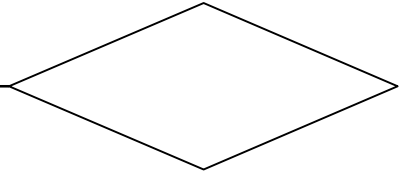

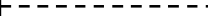
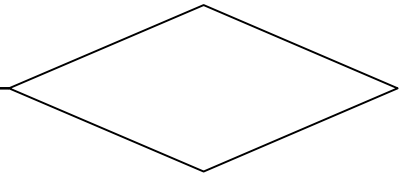



	2014	2013	2012

	2014	2013	2012
	629,416.92	567,290.69	491,073.94
	617,731.03	568,225.69	527,328.62
	11,685.90	-934.99	-36,254.68
		-	
		-	
	4,343.39	223.11	230.69
	41,304.37	12,267.64	39,908.75
	-36,960.97	-12,044.53	-39,678.06
		-	
		-	
		-	
	272,105.62	198,200.00	223,708.11
		70.93	
		-	
	223,782.95	171,364.25	150,727.60
	48,322.67	26,835.75	72,980.50
	365.73	-169.23	203.14
	23,413.32	13,687.00	-2,749.10

	2014	2013	2012

2012

		2012	



（本页无正文，为《长江精工钢结构（集团）股份有限公司公开发行 2015 年公司债券募集说明书摘要》之盖章页）

长江精工钢结构（集团）股份有限公司

