

600496



2017

A

1

2

3

4

5

1
2017

2017 1 24

2017 2 10 2017

2017 3 28

2017 4 14 2017

2017 8 28 2017

2 A

20 = A 20 90% /

20

A

2017

3 不

300,000,000 300,000,000

不

4

2017 1 24

2017 3 28

2017 8 28

5

36

6

100,000.00

100,000.00

1	16	139,645.26	100,000.00
		139,645.26	100,000.00

16

99.81%

99.82%

99.96%

7

8

300,000,000

24.17% 36.74%

3

2014

9

3

2014 4 16

2014 5 8

2013

<

>

2016 4 14

2016 5 6

2015

2016-2018

10

.....	37
.....	37
.....	37
.....	37
.....	46
.....	46
.....	47
.....	49
.....	49
.....	52
不	52
.....	54
不	56

		A
		Asia Buildings Company Limited
		2017
	A	
		2014 2015 2016 2017 1-6
A		

ChangJiang & JingGong Steel Building (Group) Co., Ltd.

91340000711774045Q

151,044.52

151,044.52

1999 6 28

2002 6 5

600496.SH

237161

0564-3631386

0564-3630000

www.600496.com

www.sse.com.cn

www.600496.com

不

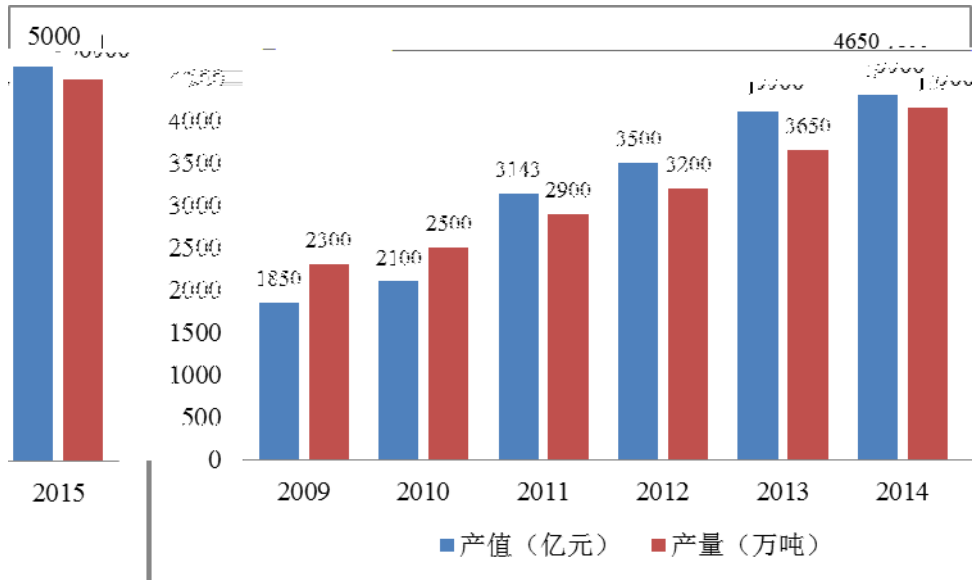
E

1

1

2009 2,300 2015 4,500 1,850 4,650

11.84% 16.60%



2

		2015		4.1	
	4,500		11%		
2016-2020		2020			2015
10%	25%				
5,000					1
	2				
	1				
					不
					不
	2				
	3				

2012

4

不

不

/

5

6

1

不 2014 3

2014-2020 2012

2% 2020 50% 2014 4 8

[2014]45

2014 5 27

2015 1 1 2.0

2015 9 30

10

2016 3

2016 9

300

10

30% 2017 3 1

2020 2015 20%

50% 40%

15%

2

不

不

16

3

A

1.00

2017 1 24

2017 3 28

2017 8

28

365,069,604

24.17%

20
20
A
20
= 20
90%
/
2017
不
300,000,000 300,000,000
不

36

A

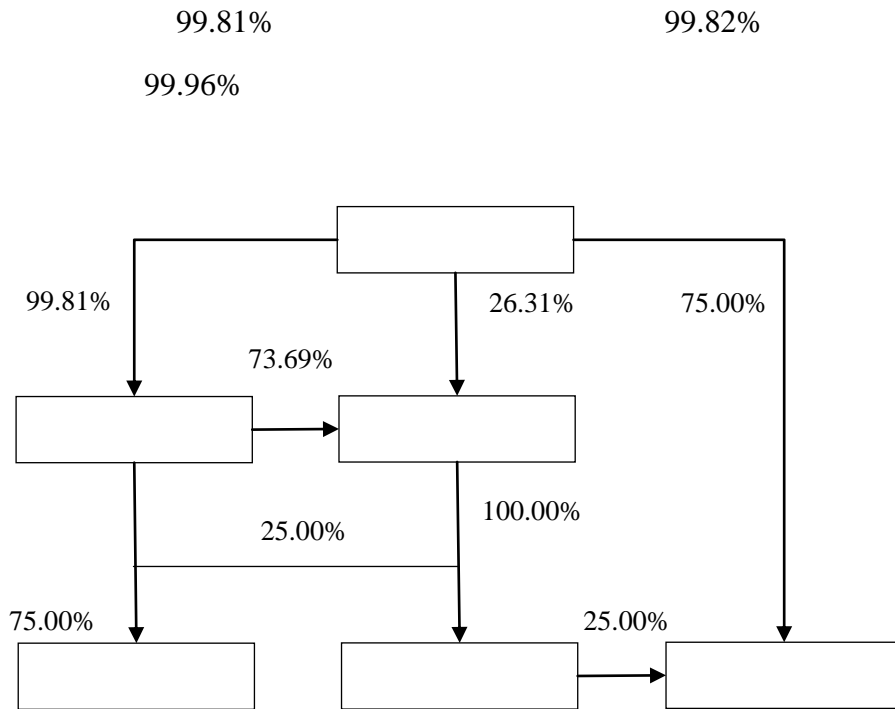
12

100,000.00

100,000.00

1	16	139,645.26	100,000.00
		139,645.26	100,000.00

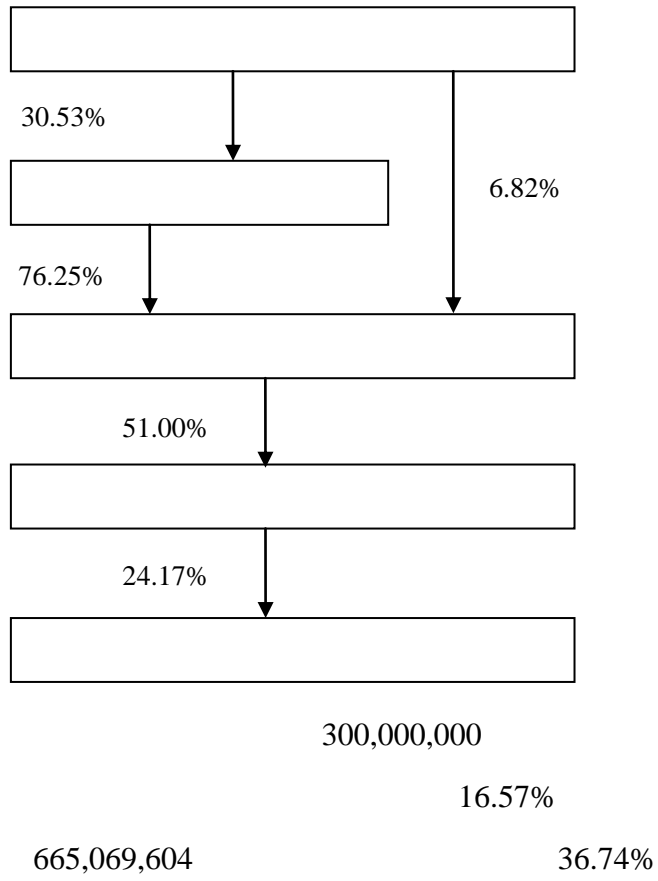
16



A

365,069,604

24.17%



不

2017 2017 1 24

2017 2017 2 10 2017

2017 2017 3 28

2017

2017 8 28 2017

300,000,000

24.17% 36.74%

3

2014

	1 4
	50,000
	91330600698293000U
	2009 12 18 2029 12 31
	100%
	1
	0575-85595756

365,069,604

24.17%

不

不

不

2017 6 30

不

					%	
--	--	--	--	--	---	--

1

1999.12.28

	2016 12 31
	430,514.91
	186,142.01
	244,372.90
	2016
	319.10
	-14,628.44

不

1

2

2014 2015 2016 2017 1-6

24

1

24

2

24

2015 12 31 2016 12

31 2017 6 30

不

					不
2015 12 31		10,500			2013 7 16 2016 7 15 不
		10,000			2014 12 10 2015 12 10 不
		28,500			2015 2 3 2016 2 2 不
		18,000			2015 12 21 2016 12 20 不
2016 12 31		18,000			2015 12 21 2016 12 20 不
		14,200			2016 7 12 2019 7 11 不
		6,500			2016 5 12 2019 5 12 不

		30,700			2016 2 16 2017 2 16 不
		5,000			2016 6 20 2017 6 19 不
2017 6 30		30,000			2017 3 28 2018 3 27 不
		14,200			2016 7 12 2019 7 11 不
		18,000			2017 3 13 2018 3 12 不
		6,500			2016 5 12 2019 5 12 不
		5,000			2017 5 17 2018 5 16 不
		7,000			2017 5 18 2018 5 18 不
		2,300			2017 3 27 2018 3 27 不

3

24

不

2017 1 24

2017

A

2017 3 28

A

2017 8 28

1

300,000,000

300,000,000

不

2

2017

20

90%

20

=

20

20

A

2017

不

1

2

10

10%

3

1

2

4

15

30

1

2

100,000.00

100,000.00

1	16	139,645.26	100,000.00
		139,645.26	100,000.00

16

99.81%

99.82%

99.96%

16

16

1			3.59
2		C-225-02 2-03#	C-225-01 1-01# 4.88

8			1.35
			16.22

1		2017 2 5
2		2016 2 16
3	T1	- 2016 9 25
4	不	2016 4 20
5	不	2016 4 29 2017 2
6		2017 7 20
7		2016 9 6
8		2016 8 28

1		25,827.71	21,600.00
2		23,770.15	19,400.00
3	- T1	18,374.35	14,500.00
4	不	17,627.69	13,500.00

5	不	26,369.30	9,100.00
6		10,521.27	8,500.00
7		10,244.25	7,200.00
8		6,910.55	6,200.00
		139,645.26	100,000.00

16

156,202.17

139,645.26

100,000.00

10.60%

1

H

50 不

60 70

90

	30%-50% 1/4

2 16

1

不

16

2

不

“16

”

不

16

1

不

-

ISO9001 2008
500 —

ERP

3

EMBA

4

不

不

5

不

16

16

1

2

3

4

5

不

1

不

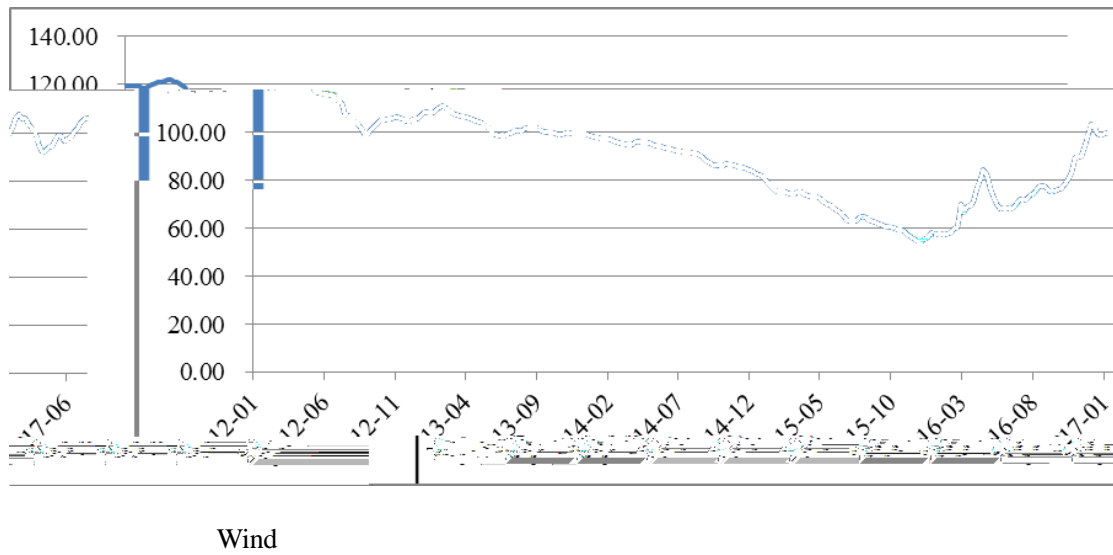
不

2

不

27%-52%

2012 2017



3

4

2014	2015	2016	2017	1-6	
59,948.52	41,346.10	35,417.28	43,033.14		不
	8.76%	5.77%	5.87%	14.30%	

1

不

2

40

1

不

3

2017	6	30	33,934.45	不	2011
				不	不
			33,557.57		
2017	6	30		67,576.80	
33,838.15			2016	35,261.29	
5,197.42			3.38	2017 1-6	11,795.52
					2017
			-489.56		
			4.54	53.90%	

4

2014	2015	2016	2017	1-6	
688,577.99	720,533.74	607,076.18	303,269.06		2014
2015	2016	2017	1-6		
26,651.09	19,159.60	10,957.31	5,552.87		2014 2015
	2016	2017	1-6		
	21,634.15	16,540.27	9,403.20	1,782.34	

2015

2015 37.23% 2016

2016			2017 1-6		
79.55%					
2014	2015	2016	2017	1-6	104.7
65.72	70.04	49.90			57.32
56.73	51.95	28.89	2016	2017 1-6	2015

2017	6	30
365,069,604		362,460,000
		99.29%
24.00%		

1

2

3

30%

1

80% 2

40% 3

20%

2

2/3

2016

2017 4 14

2016

10

0.1

2017 6 2

1,510,445,200

15,104,452.00

2016 13.78%

2017

2015

2016 4 14

2016 5 6

2015 1,510,445,200

0.02 30,208,904.00

2015 15.77%

2016

2014

2015 4 16

2015 5 11

2014 686,566,000

0.04 27,462,640.00

2014 10.30%

1.2 1,510,445,200 823,879,200

2015

2016	1,510.45	10,957.31	13.78%
2015	3,020.89	19,159.06	15.77%
2014	2,746.26	26,651.09	10.30%
	7,277.60	56,767.46	12.82%
			18,922.49
			38.46%

不

4 14 2016 3 5 6 2015 2016-2018 2016

1

2

3

1

2

3

1

80% 2

2/3

不

不

1

2

2017 12

3

2017 2018

2016

10,957.31

9,403.20

4

3

5

100,000.00

6

7

8

2017

2018

2016

2017

2018

9

不

2017

2018

不

不

	<u>2017 /2017 12 31</u>		<u>2018 /2018 12 31</u>	
	_____	_____	_____	_____
	151,044.52	181,044.52	151,044.52	181,044.52
	10,957.31	10,957.31	10,957.31	10,957.31
	9,403.20	9,403.20	9,403.20	9,403.20
	376,185.67	376,185.67	385,632.54	485,632.54
	385,632.54	485,632.54	395,079.41	495,079.41
	-	30,000.00	-	=
	-	100,000.00	-	-
	-	0	-	=
	1,510.45	1,510.45	1,510.45	1,510.45
	5	5	5	5
/	0.0725	0.0725	0.0725	0.0605
/	0.0623	0.0623	0.0623	0.0519
/	0.0725	0.0725	0.0725	0.0605
/	0.0623	0.0623	0.0623	0.0519
	2.88%	2.88%	2.81%	2.23%
	2.47%	2.47%	2.41%	1.92%

1 = ÷
 2 = ÷ +
 × ÷12
 3 = ÷
 + ÷- × ÷12
 4 = ÷
 + ÷- × ÷12+
 × ÷12

2018

不

不

不

16

2 —

3 —

2016 4 14 2016 5 6

2015

2016-2018

不

1

2

3

4

5

2017 8 28